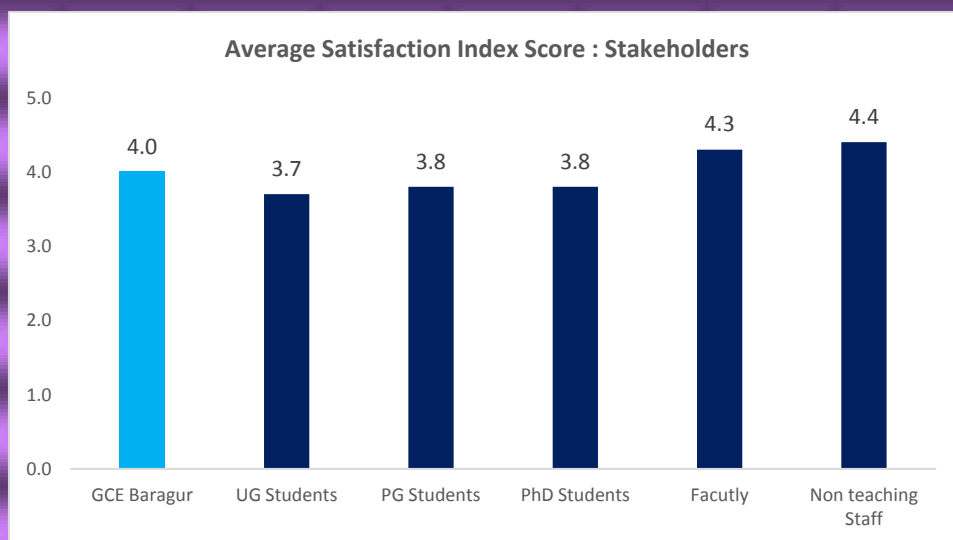
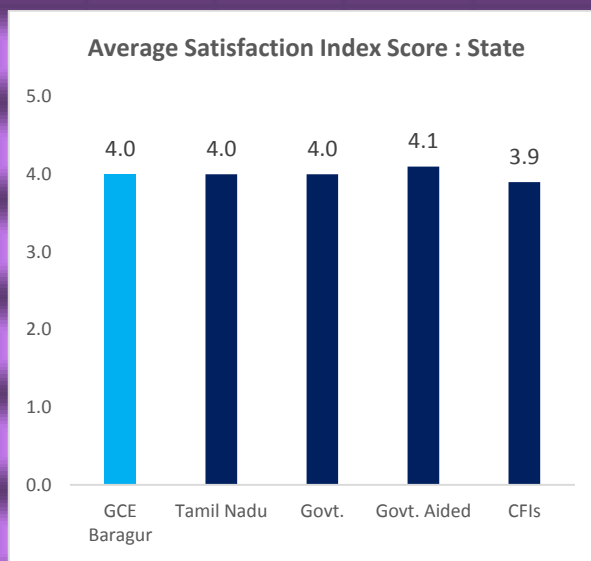
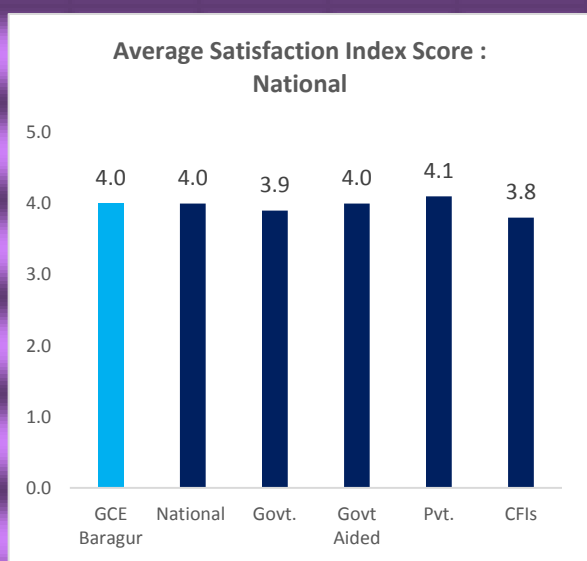
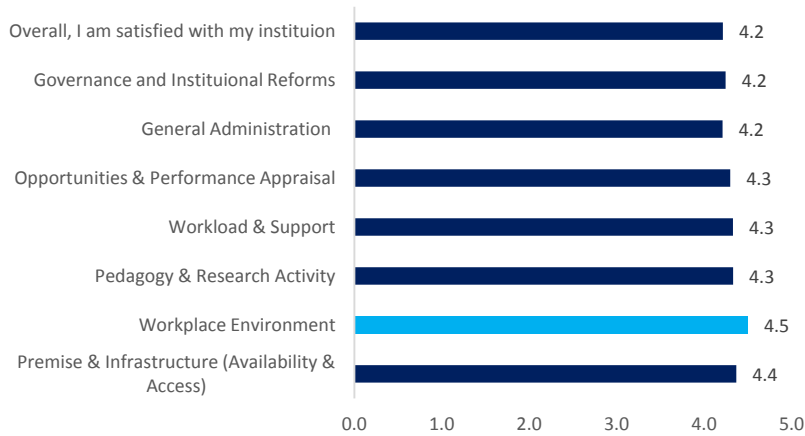


## Govt. College of Engineering, Baragur, Krishnagiri- Tamil Nadu

- GCE Baragur's satisfaction index score (4) is equal to the national average (4) for TEQIP-II institutions.
- GCE Baragur's satisfaction index score (4) is equal to the state average (4) for TEQIP-II institutes.
- Non-teaching staff are the most satisfied.
- UG students are the least satisfied.



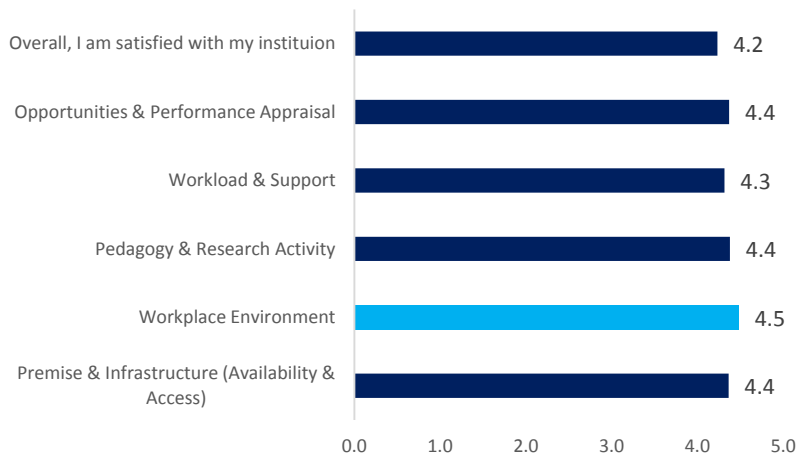
### Faculty: Task and satisfaction



Faculty were asked to rate their satisfaction level. The key findings are:

- Faculty in general are satisfied (score=4.3).
- Amongst various parameters the top scoring satisfaction goes to (i) workplace environment (satisfaction score 90%).

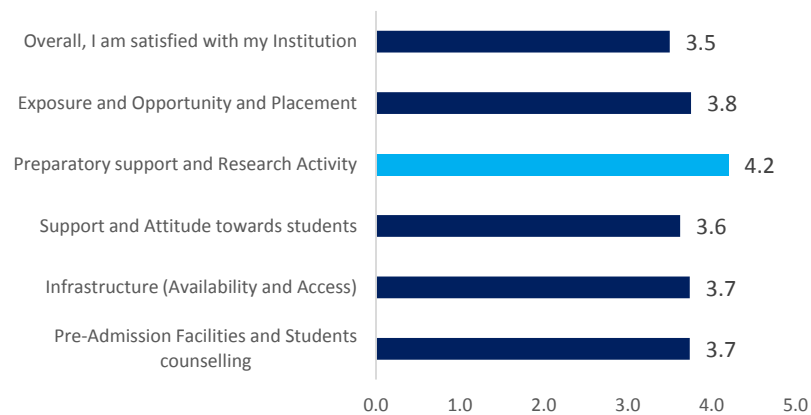
### Non-teaching staff: Task and satisfaction



Non-teaching staff were asked to rate their satisfaction level. The key findings are:

- Non-teaching staff in general are satisfied (score=4.4).
- Amongst various parameters the top scoring satisfaction goes to workplace environment (satisfaction score 90%).

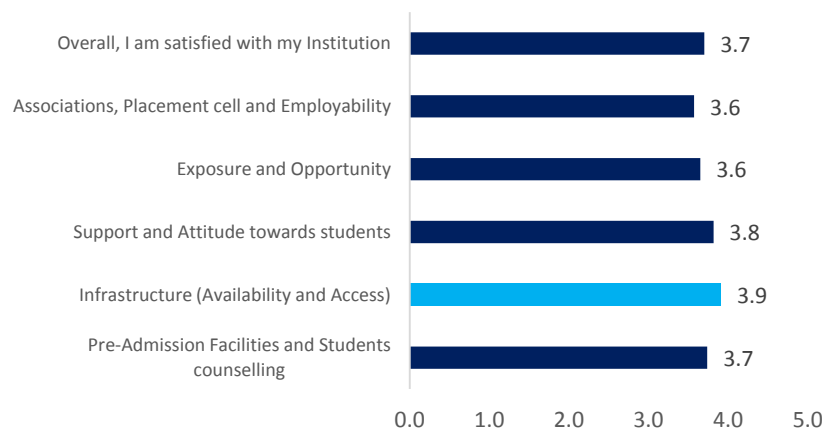
### PH.D students task and satisfaction



Ph.D students were asked to rate their satisfaction level. The key findings are:

- Ph.D students in general are satisfied (score=3.8).
- Amongst various parameters the top scoring satisfaction goes to preparatory support and research activity (satisfaction score 84%).

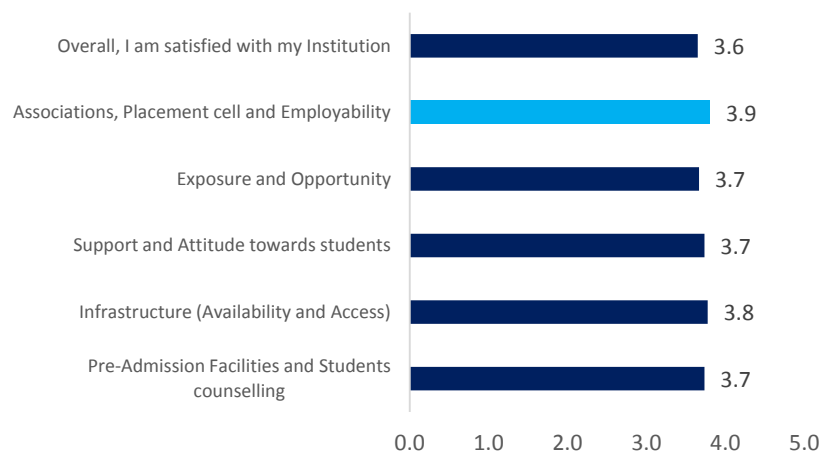
### PG students task and satisfaction



PG students were asked to rate their satisfaction level. The key findings are:

- PG students in general are satisfied (score=3.8).
- Amongst various parameters the top scoring satisfaction goes to infrastructure (availability and access) (satisfaction score 78%).

### UG students task and satisfaction



UG students were asked to rate their satisfaction level. The key findings are:

- UG students in general are satisfied (score=3.7).
- Amongst various parameters the top scoring satisfaction goes to Associations, placement cell & employability (satisfaction score 78%).